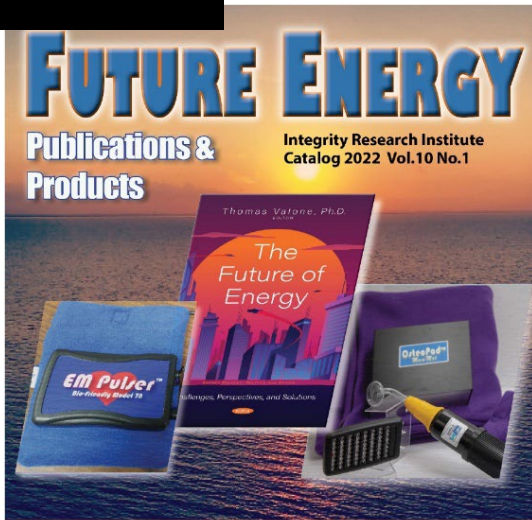





INTEGRITY RESEARCH INSTITUTE

FUTURE ENERGY
Publications & Products
Integrity Research Institute
Catalog 2022 Vol.10 No.1



Thomas Valone, Ph.D.
The Future of Energy
Energy, Perspectives, and Solutions



**ENERGY
PROPULSION
BIOENERGETICS**
Integrity-Research.org



ANNUAL REPORT 2021

CREDITS

**Integrity Research Institute wishes to acknowledge the following for this
IRI Annual Report 2021**

Thomas F. Valone, PhD, PE

President and Editor

Jacqueline Panting ND

Executive Director

Elaine Chen

Kelly Eley

**Integrity Research Institute
5020 Sunnyside Avenue, Suite 209
Beltsville MD 20705
301-220-0440**

A nonprofit 501(c)3 corporation

www.Integrity-Research.org



IRI OFFICERS AND DIRECTORS - 2021

Officers



**Thomas Valone
President**



**Elaine Chen
Secretary**



**Jacqueline Panting
Treasurer**

BOARD OF DIRECTORS

**Thomas Valone, PhD
Elaine Chen, RN
Jacqueline Panting, ND**

ADVISORS TO THE BOARD OF DIRECTORS

Elliot Maynard, Ph.D

Thorsten Ludwig PhD

Jim Dunn

John Powers, Ph.D

Beverly Rubik, Ph.D

Jeff Norris, MBA

Ivan Kruglak

Jonathan Kolber, MBA

Stephen Damours

PRESIDENT's LETTER

During 2021, the **Spiral Magnetic Motor (SMM)** moved along with the testing of the long-awaited *magnetic switch* at the commutation point using piezoelectric and magnetostrictive materials (MS-PZT), thanks to the expertise of Hathaway Research International in Toronto, Ontario. The next phase involves testing and optimizing the performance of the switch, using a proper load cell, including matching it with the proper SMM and measuring the magnetic field pulsed output, with Galfenol and Terfenol-D magnetostrictive rods. We are closing in on a breakthrough magnetic pulser with almost no current input, replicating the invention of Dr. T. Ueno from the University of Tokyo!

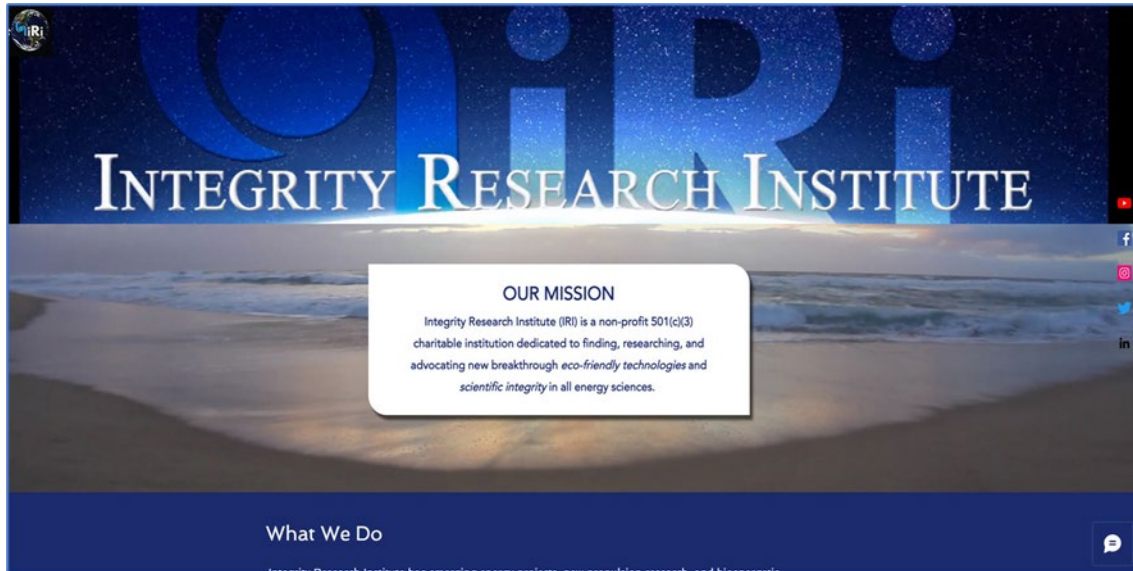
As you will learn in the **Highlights 2021** section, we received another one hundred orders for the new EM Pulser 78 which was upgraded last year. You can see some of his handiwork at www.BioenergyDevice.org and at <https://tinyurl.com/IRI-YouTubeChannel>.

The IRI propulsion project with Mike Gamble, with his **Control Moment Gyro (CMG)** for electrically powered unidirectional force as Boeing has been doing for years on their satellites, in 2021. This CMG project is progressing this year especially, with a larger gyro in the works for a stronger demo and faster movement. Mike has contributed a demo presentation, proving inertial force motion is possible, at our COFE12 event www.futureenergy.org, so a journal article is also being coauthored for publication.

Lastly, this **IRI Annual Report 2021** is the most valuable and practical energy innovation ideas that can be packed into one report. It is on our website, with previous IRI Annual Reports in **PDF**, in order to use any of the hot links which give you a glimpse of the source reference articles and websites that we referenced. This Report contains lots of investor-ready energy inventions. For more information, if you are an IRI Member, you may receive the **COFE12 Double DVD Set**, with MP4 video slideshows and demos from every speaker. If you did not receive it, send your request for a FREE copy by email or send a letter or fax. Lastly, we have many links to online videos in this Annual Report so viewing it from the link on our homepage will let you see them in the electronic version.

Thomas Valone, PhD, PE
President
Integrity Research Institute
5020 Sunnyside Avenue, Suite 209
Beltsville MD 20705
301-220-0440, 800-295-7674, FAX: 301-513-5728
www.Integrity-Research.org

HIGHLIGHTS 2021



We are immensely proud of IRI's accomplishments for the past year. Despite the world changing situation due to the COVID pandemic, we were able to carry on most of all our mission goals. With our new IRI Electronic Catalog hosted by Shopify, we are available worldwide. Our *Facebook page, Instagram and YouTube channel page* have had hundreds of hits. **We have a brand-new website** www.Integrity-Research.org (see above IRI homepage banner image) that includes now a monthly blog in addition to our monthly ***Future Energy eNews*** (sign up for free). All of our programs are easily accessible, filled with videos of our lab, interviews of our President Dr. Valone, videos of our products and historical information such as conferences, interviews, and TV appearances. We also highlight all our programs, IRI publications, products, and bioenergy devices.

Conferences and Appearances. As the whole world was coping with the COVID pandemic restrictions for large gatherings, we did a limited number of in-person events. **“The Natural Living Expo”** in Washington DC, that takes place at the Marriot Fairfield, was an excellent venue for showcasing our bioenergy products and future energy books. Dr Valone had a workshop presentation: **“Modern Meditation, Science and Shortcuts”**. Also Dr. Valone did several conference presentations via Zoom, including one with the IEEE Environmental Sustainability and Climate Change Online Conference on November 14th. His presentation was entitled: **“Future Global Environmental Roadmap from 420 kY of Paleontology”**.





Another appearance at a conference was on May 1, 2021 with the **Alternative Propulsion Engineering Conference (APEC 21)** www.altpropulsion.com which Valone directed toward the **electrogravitics** developments from his published journal paper and two books on the subject. His presentation also was accompanied by Glen Robertson’s summary of his Quantum Warp Drive research and is available for your viewing on YouTube <https://youtu.be/h2EBSt6nL4o> for free.

IRI Publications and Books : We had a record amount of journal papers, and articles published. Our Annual “*Future Energy Annual 2020*” was mailed free to our membership. Our latest new report on the value and protection of copper was a bestseller. We are also very proud of Dr Valone’s multiple journal papers on climate change including: “**Linear Global Temperature Correlation to CO2, Sea Level and Innovative Solutions to a Projected 6 Degree Warming by 2100**” which was published in *Journal of Geoscience and Environment Protection*. Also a paper that supports our Electrogravitics program was published entitled: “**General Review of Theory, Experiment and History of Electrogravitics and Electrokinetics Propulsion**” in the Journal of New Insights into Physical Sciences in February. Dr Valone was also invited to write a chapter in the book *Modern Advances of Geography, and Earth Sciences*, Vol 5. The chapter is entitled: “**Study of a Possible Global Environmental Forecast and Roadmap Based on 420 kY of Paleoclimatology.**”



The Bioenergetics Program: The newly designed EM Pulser MODEL78 has been a bestseller since its inception. which now has the following attachments: PulsePad, 630 nm Red LED, UV LED and Magnetic probe. The EM Pulser Model 78, with the earth frequency of 7.8 Hz. for cardioprotection, weighs two ounces in a 1" x 2" x 5" case with a sure grip rubber boot for extra




comfort! Its portable so you can use anywhere, powered by battery. At home you can plug in any socket to save battery life. A rechargeable battery included along with the AC adapter/charger. Our line of PREMIER electrotherapy devices now includes two new devices: the **PREMIER 4000**, also known as “**The Energy Chair**” which has many therapeutic benefits and much public appeal. This model has a specially designed acrylic chair, so you can comfortably receive treatments while seated. It has become the favorite of health practitioner, chiropractors and integrative medicine physicians. Our second model is the PREMIER 2000, which contains a




Lakhovsky antenna that is proudly made in our lab and consists of concentric circles of gold, silver and copper. Also our OsteoPads and Maximat models continue to be very popular and effective for bone and cartilage regeneration. The Microcurrent Electrotherapy clothes project which has been patented, U.S. Patent #8,825,174 by the US Patent and Trademark Office is moving forward with negotiations for licensing and further improvements and development.

Emerging Energy Program: We continue to upload to our IRI website the latest information on emerging energy, propulsion, and bioenergetics technologies, climate change, and video uploads and press releases. Regarding our SMM Project, we have had much advancement. Yes, a magnetic gradient has been implemented into a permanent magnet motoring cycle. Now we have built a proper choice of a magnetic switch. This Spiral Magnetic Motor is designed to provide mechanical drive for electrical power. Peer-reviewed, online → <https://tinyurl.com/SMMslides> or <https://tinyurl.com/SMMpaper>. Funding for the Energy Program, SMM Project has been mostly funded by IRI and through an Indiegogo fund-raising campaign, which may be repeated in the coming year, to raise about \$20,000 for the next stage of magnetic pulse development.



Zero Point Energy Program. The research continues on the possibility of tapping zero point energy through zero biased diodes. IRI has advanced experiment with many designs to see which is the most effective and efficient. Much research is still being done for this paper and completion is slated for 2023. Also we have some students that are researching many different possibilities with zero biased diodes to harvest ambient energy and we plan to have some papers published when more data is accumulated and reviewed.

Propulsion Program: The CMG Project or Control Moment Gyro Project had a milestone this year, with a successful proof of principal model that moved with powered by the scissoring gyros. We continue with more data and measurements being done. Dr Valone is the principal director along with Mike Gamble a retired aerospace engineer. For years, Inertial Propulsion has been advocated by IRI and now we have replicated a table-top model. The purpose of this experiment is to show that levitation and thrust is possible by scissoring gyros. Initial funding has been provided by our Institute and continues to be financing the parts development for the CMG. Your support earmarked for this CMG Project is certainly appreciated, if you choose to participate in such a revolutionary, clean energy propulsion development.






Future Energy News Program: Free newsletters, brochures, and reports that include the latest news on energy developments, discoveries and research given to the public. **“Future Energy eNews”** is sent via email, monthly, to over 5000 recipients worldwide, free of charge through Constant Contact email service. Anyone may sign up for this educational service from the new IRI homepage, www.Integrity-Research.org. This electronic newsletter showcases five best emerging eco-friendly technologies in the areas of energy, propulsion, and bioenergetics that are being developed worldwide and published in Journals, magazines and newspapers, such as the amazing [vertical farming breakthrough](https://aerofarms.com/technology) reported **FE eNews** in January 2020 about **AeroFarms**. See <https://aerofarms.com/technology> to see the future of warehouse, disease-free, indoor commercial farming without soil that is 100 times more efficient, including using 90% less water.

The top story from 2020 **Future Energy eNews** is Dr. Paul Thibado’s discovery of AC electricity generation from room-temperature oscillations of a thin, one-atom thick sheet of graphene. The short YouTube announcement of the discovery <https://youtu.be/KiLTEjm8zLw> was included in the **FE eNews** reprinted article: <https://phys.org/news/2020-10-physicists-circuit-limitless-power-graphene.html> which explained that the graphene sheet kept oscillating continually (right side image below). The physicists tried charging it electrically and found the AC electricity could charge a capacitor as long as two diodes are in the circuit, for current flow in both directions. The 2020 journal article: <https://journals.aps.org/pre/abstract/10.1103/PhysRevE.102.042101>.

It is worth mentioning that the original discovery was made in 2014 as shown below (left side) <https://phys.org/news/2014-04-track-ripples-freestanding-graphene.html>. It also referenced a FREE access **Nature Communications** article that is worth downloading <https://www.nature.com/articles/ncomms4720>. This shows how long it takes even experts to go from anomaly to finding free energy and could end up in a future energy textbook.

Researchers track ripples in freestanding graphene for first time

by Chris Branam, University of Arkansas




Paul Thibado, University of Arkansas professor of physics. Credit: Russell Cothren

(Phys.org) —An international team of scientists, led by physicists at the University of Arkansas, has tracked the dynamic movement of ripples in freestanding graphene at the atomic level.

OCTOBER 2, 2020

Physicists build circuit that generates clean, limitless power from graphene

by University of Arkansas



Credit: University of Arkansas


A team of University of Arkansas physicists has successfully developed a circuit capable of capturing graphene’s thermal motion and converting it into an electrical current.

Spiral Magnetic Motor – Progress on IRI Research

Project Low Energy Magnet Switching

Some physicists remind us on science documentaries that electrons in the mountains have been spinning for millions of years. Yet, the key to unlocking zero-point energy and the negative energy of the quantum vacuum is the spinning electrons which create magnetic fields and also the overlooked “**Magnetic Gradient.**” Along with the help of the University of Maryland, Aerospace Department, IRI has also been collaborating with Hathaway International to make a magnetic switch for the **Spiral Magnetic V-Track Motor** or **SMM** for short.

While we use the voltage gradients, thermal gradients, and even gravity gradients all of the time to perform useful work, our world has not mastered the magnetic gradient (a change in magnetic field intensity over a distance of space). The **Spiral Magnetic Motor (SMM)** is just the kind of magnetic gradient motor which is ripe for scientific research today because the practice of energy harvesting is gaining a wide range of possible options. Capitalizing on an ambient source of energy, such as a passing magnet causing a voltage spike with Wiegand wires, will lead to a viable method of magnetic switching for the SMM rotor so that the cycle can be repeated. This is very exciting



for the serious inventor since IRI has shown that 90% of the cycle is already powered by permanent magnets in an SMM. IRI has built many SMM models and published the results in peer-reviewed journals.¹The next phase of research is to test and optimize the MS-PZT switch by custom designing a piezoelectric transducer for commutation, with a magnetostrictor.

Peer-reviewed journal paper is online <https://tinyurl.com/SMMpaper>. A short video is also posted online: www.tinyurl.com/IndiegogoSMM IRI has been funding the materials for the Spiral

Magnetic Motor Research Project, up until now with the volunteer labor of engineer, Thomas Valone, whose SMM paper has already received popular achievement award notification of “5000 reads” on ResearchGate, from research done with multiple test models of the axial design. The exciting part is that we now have all of the statistics necessary to predict angular momentum, torque, power, and energy production. This helps tremendously for considering energy harvesting for any electronic motion sensor, speedometer, piezoelectric switching controls, etc. The development objectives for this spiral magnetic motor (SMM) and generator project, apply to providing a motor or generator. Both applications utilize an increasing magnetic field strength (gradient) surprisingly present in 90% of the spiral magnetic cycle. An SMM Microturbine will free all the countries of the world from dependence on coal and natural gas, while an SMM Magnetic Motor will supplant oil usage for vehicles, thus raising the standard of living for everyone with long-lasting, clean energy.

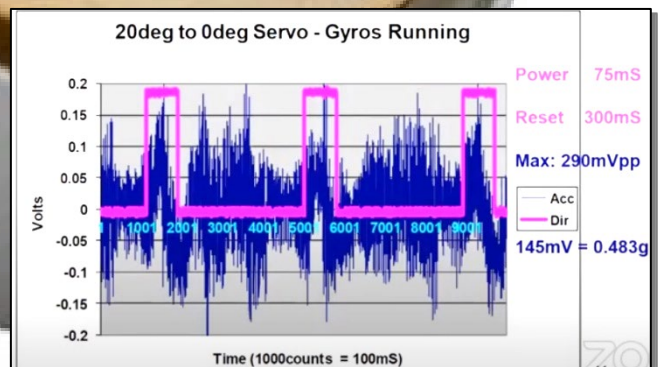
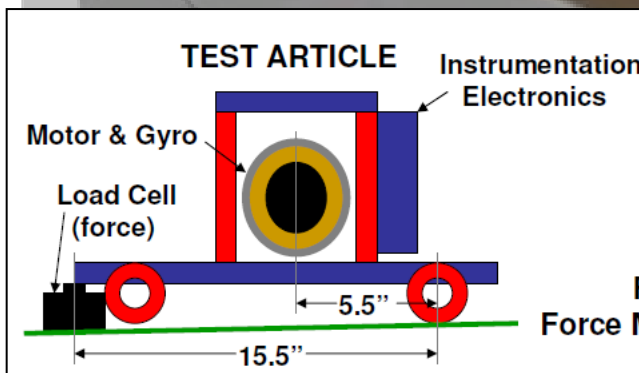
¹ E.g., “Permanent Magnet Spiral Motor for Magnetic Gradient Energy Utilization: Axial Magnetic Field” Presented to the Space, Propulsion & Energy Sciences International Forum (SPESIF), February 23-26, 2010, Applied Physics Lab – Johns Hopkins University, sponsored by the American Institute of Physics

Control Moment Gyroscope – IRI CMG Project Continues in 2021 with Breakthrough by Designing a Larger Set of Gyroscopes and Servos



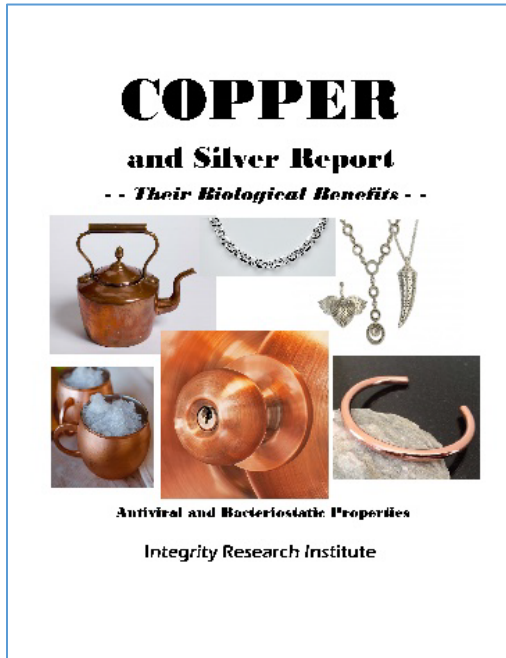
nce on Future Energy - COFE12 Aug. 14, 2020 Friday

Project Engineer Mike Gamble proved during his COFE12 talk that he can make inertial propulsion work to move a cart on a flat surface! While the basic design (copying Boeing's room size CMG in photo), uses only two gyros in a tabletop version with a 2" pair of gyroscopes, the next phase during 2021 involved a 4" pair of gyro designs to increase the force. His calculated prediction and measured load cell forces (left) match each other within 10% accuracy, producing about 0.55 lb. of peak force, up from 0.4 lb. of force on the first model (see 2019 IRI Annual Report). In that respect, the new design (above) uses plastic for light weight sturdy frame *with NO power to the wheels!* See Mike's COFE12 [electric propulsion](#) slideshow and demo online at: <https://tinyurl.com/GambleCOFE12>



Copper-Silver-Gold TriBracelet Project – Third IRI Project for providing antibacterial and virucidal action thru skin

Literature Findings: Users wear either a simple copper bracelet for such benefits or copper-silver-gold for enhanced germicidal effects



Under development for the past year, we finally perfected the use of a silver solder crucible technique to provide a professional finish to the ends of the **TriBracelet**. Remarkably, our *Copper and Silver Report...Their Biological Benefits* has documented the multiple uses for these antiseptic metals, in a passive state when coming in contact with the skin.

Copper itself is perhaps the most versatile as the reprinted articles verify, mainly because it kills germs **WITHOUT** a liquid medium but silver creates the best *antiseptic and virucidal* action when wet. For example, those who use well water for drinking in the past used to drop some silver-wear into the well to disinfect the water. IRI is proud to have completed this bioenergetics project for the 2021 **Pathway's Natural Living**

Expo where several of the **TriBracelets** and copper bracelets were sold. Order one today.

Research


THE CENTER FOR HEALTH DESIGN®

From Laboratory Research to a Clinical Trial: Copper Alloy Surfaces Kill Bacteria and Reduce Hospital-Acquired Infections

Health Environments Research & Design Journal
2015, Vol. 9(1) 64-79
© The Author(s) 2015



Reprints and permission:
sagepub.com/journalsPermissions.nav
DOI: 10.1177/1937586715592650
herd.sagepub.com
SAGE



IRI Ionic TriBracelet

2021 Articles, Book Chapter Published by IRI President



Journal of Geoscience and Environment Protection, 2021, 9, 84-135

<https://www.scirp.org/journal/gep>

ISSN Online: 2327-4344

ISSN Print: 2327-4336

Linear Global Temperature Correlation to Carbon Dioxide Level, Sea Level, and Innovative Solutions to a Projected 6°C Warming by 2100

Thomas F. Valone

Integrity Research Institute, Beltsville, USA
Email: iri@erols.com

Open Access article

<https://doi.org/10.4236/gep.2021.93007>


How to cite this paper: Valone, T. F. (2021). Linear Global Temperature Correlation to Carbon Dioxide Level, Sea Level, and Innovative Solutions to a Projected 6°C Warming by 2100. *Journal of Geoscience and Environment Protection*, 9, 84-135. <https://doi.org/10.4236/gep.2021.93007>

Received: October 13, 2020

Accepted: March 14, 2021

Published: March 17, 2021

Copyright © 2021 by author(s) and Scientific Research Publishing Inc. This work is licensed under the Creative Commons Attribution International License (CC BY 4.0). <http://creativecommons.org/licenses/by/4.0/>



Open Access

Abstract

Too many climate committees, conferences, articles and publications continue to suggest a one and a half (1.5°C) to two degrees (2°C) Celsius as an achievable global limit to climate changes without establishment of any causal link to the proposed anti-warming mechanism. A comprehensive review has found instead that observationally informed projections of climate science underlying climate change offer a different outlook of five to six-degree (5°C - 6°C) increase as “most accurate” with regard to present trends, climate history and models, yielding the most likely outcome for 2100. The most causative triad for the present warming trend from 1950 to the present is identified in this paper: 1) the tripling (3×) of world population; 2) the quadrupling (4×) of carbon emissions; and 3) the quintupling (5×) of the world energy consumption. This paper presents a quantitative, linear global temperature correlation to carbon dioxide levels that has great predictive value, a short temporal feedback loop, and the finding that it is also reversible. The Vostok ice core temperature and CO₂ values for the past 400,000 years, with past sea level estimates have produced the sufficiently evidential “Hansen’s Graph”. Detailed analysis results in an equation for global average temperature change and an indebted, long-term sea level rise, from even a 20 ppm of CO₂ change above 290 ppm, commonly taken as a baseline for levels before 1950. Comparison to the well-known 800,000 year old Dome C ice core is also performed. The best-performing climate change models and observational analysis are seen to project more warming than the average model often relied upon. World atmosphere, temperature, and sea level trends for 2100 and beyond are analyzed. A laboratory experiment proves the dramatic heat-entrapment capability of CO₂ compared to pure air, which yields insights into the future global atmospheric system. Policy-relevant climate remediation, including gigaton carbon capture, zero and negative emissions and

Discussion

Publishing articles in peer-reviewed journals is a public education activity for IRI. The one we start with is a sequel to the five articles and book chapters from 2020 exposing of the real cause, based on infrared physics and paleoclimatology, of global warming. This article is a clear explanation of the simple, inextricably tight, lockstep connection between global CO₂ values, which have two major infrared heat-trapping absorption bands, and global temperature, delineated and publicized by Dr. James Hansen and others. We hope that it will finally create an urgency in the minds and hearts of all nations, so that **global atmospheric carbon capture by the gigaton** can begin in earnest. This can be in parallel with carbon-free fuels, zero carbon emissions, renewable energy, and even negative carbon emissions, all implemented worldwide. Hundreds of gigatons of CO₂ must be removed from the earth's atmosphere to get to the source of the hothouse effect. Just blocking sunlight temporarily or planting lots of trees won't solve the intrinsic heat production from CO₂. The "million tons of CO₂ per year" being captured by Chevron and other oil companies, at a cost of a billion dollars as advertised, will not slow down global warming at all but it is a start in the right direction. www.ProjectVesta.com and **Carbon Engineering** are much closer to the required gigaton level of carbon dioxide capture than anyone else on earth so far.

On the next page is a Valone Chapter 8 in an interesting book entitled, *New Insights into Physical Science*, Volume 11. Perhaps equally interesting is the Editor's kind attempt to summarize the entire chapter in a five minute YouTube video <https://youtu.be/3SLznUXQk1g> which turned out better than I expected, if you ignore the typo on the title page of the short video. It is called a "media promotion" by the publisher. In general, the article and video make the case for the historical precedence of electrogravitics, along with the experimental models that Brown and Bahnon built and flew under a tether line in most cases. As the Abstract states, one can view the flight recordings of the rare archival "Experiments of T. Townsend Brown/Agnew Bahnon Laboratory 1958 – 1960" from 8mm film, finally posted on YouTube at the present time: <https://youtu.be/Rp4hygoD3RU> . This video segment is only five minutes long but IRI sells the complete DVD entitled the "**Brown – Bahnon Lab Experiments**". This article makes a strong case for pulsed electrokinetics as the most viable and robust form of such propellantless force production.

General Review of Theory, Experiment, and History of Electrogravitics & Electrokinetics Propulsion

Thomas F. Valone^{1*}

DOI: 10.9734/bpi/nips/v11

ABSTRACT

Electrogravitics and electrokinetics can be traced to T. Townsend Brown's first article "How I Control Gravity" (*Science and Invention*, 1929) with the unexplained alignment of the "molecular gravitors". Brown reported that the dielectrics had high propulsive force when the "differently charged elements" were aligned with the voltage source. Perhaps electrogravitics was also revealed in the article "Gravity Nullified: Quartz Crystals Charged by High Frequency Currents Lose Their Weight" which appeared two years earlier in the same magazine in September of 1927. The editors had a change of heart however, in the following issue, they rescinded the article. Much of what we know about T. T. Brown is from his numerous patents and articles, reprinted in *Electrogravitics Systems Volume I*, by this author who was fortunate to correspond with him in 1981 when he was at the University of Florida. A sample of his detailed correspondence is contained in the out-of-print book, *Ether-Technology: A Rational Approach to Gravity-Control* by Rho Sigma (1977) and in the recent *Defying Gravity: The Parallel Universe of T. Townsend Brown*, Paul Schatzkin, (2009, Embassy Books). Also, a five-minute Brown-Bahnson Lab video online shows many of the experimental models that Brown developed toward 1960 with colleague Agnew Bahnson (<http://www.youtube.com/watch?v=Rp4hygoD3RU>). With the advanced technology that is anticipated from the implementation of electrokinetics and possibly electrogravitics, it is hoped and expected that civilian research will eventually catch up to the black project back-engineered propulsion systems that already exist.

Keywords: Electrogravitics; electrokinetics; gravitor; gravity; antigravity; high voltage; force production; gravitics.

NOMENCLATURE

J = electric current density
 I = electric current
 E_k = electrokinetic force vector
 B = magnetic flux density
 E = electric field
 ρ = charge density
 S = Poynting vector

Promo video by Book Editor:
<https://youtu.be/3SLznUXQk1g>
Summary of this Chapter 8

1. INTRODUCTION

In the first edited volume on this subject, *Electrogravitics Systems Volume I: A New Propulsion Methodology* (Volume I) [1], the subject was introduced by reprinting Aviation Studies Ltd. reports from 1956. An in-depth electrogravitics analysis of the B-2 bomber by Paul LaViolette has also been published. The second volume, *Electrogravitics II: Validating Reports on a New Propulsion Methodology* (Volume II) [2], expands the historical perspective of the first volume and brings it up to date. For example, Volume II contains further information on the Army Research Lab and Honda Corporation experiments, as well as the electrokinetic equation discovery presented in this paper.

¹R&D Department, Integrity Research Institute, Beltsville, MD, USA.

*Corresponding author: E-mail: IRI@starpower.net;

2021: *EM Pulser Model 78 Upgraded, Improved*

As before when Dr. Valone appeared on “Coast to Coast” radio show, it was a huge success since the show is syndicated across the country on hundreds of stations, with over a million listeners. IRI received over one hundred advance orders in about four weeks after the show for the new 7.8 Hertz model of **EM Pulser** that Valone had been designing for years. With a promise of shipping right afterwards. IRI was committed to fulfilling the orders in in 2020. In total, about 250 orders were received by the end of 2021. Several accessories were also developed for this model, to plug in the accessory port (see photo) for a Red or UV LED or magnetic probe additional benefit.



IRI's *EM Pulser Model 78 Can Claim **Cardioprotection from Stress** from meeting Design Parameters of 2019 Clinical Study in *Nature**

The study below from 2019 was the inspiration for the development of a Schumann resonance **7.8 Hz** pulsed electromagnetic field (PEMF) therapeutic model of the **EM Pulser**. IRI was also able to arrange for an unusual, overseas supply of AC Rechargers that actually recharge the internal 9-volt battery by just plugging the unit into the AC Recharger much like a cell phone is recharged periodically. A **sharp leading edge** of the pulse emanating from the internal magnetic coil achieved a 25 nanosecond rise time in 2021. By establishing a tight control of +/- 2.5% tolerance, IRI proved in 2021 it is meeting and maintaining a 7.8 Hz pulse rate frequency for all units sold. The **cardioprotection criterion** of a *pulse rate between 7.6 and 8.0 Hz* from the clinical study allows IRI to thus claim the health benefit for all clients and customers using the new EM Pulser 78 😊.

SCIENTIFIC REPORTS

Nature magazine, (2019) 9:1645 | <https://doi.org/10.1038/s41598-018-36341-z>

OPEN **Cardioprotection from stress conditions by weak magnetic fields in the Schumann Resonance band**

ed: 14 September 2018

ed: 19 November 2018

ed online: 07 February 2019

G. Elhalel¹, C. Price¹, D. Fixler² & A. Shainberg³

The Schumann Resonances (ScR) are Extremely Low Frequency (ELF) electromagnetic resonances

Magnetic 90 nT field study. 7.8 Hz +/- 0.2 Hz frequency-dependent decrease in calcium transient after 30 minutes, even while under induced hypoxic stress.

EM Pulser 78 Added a Set of Accessories in 2021

- 1) **PulsePad** – Possibly the most popular accessory now standardized with a proprietary FlexCircuit pancake coil custom manufactured to our specifications (see photo below). It also comes with a flannel sleeve that is washable and plugs directly into the EM Pulser 78 for use anywhere on the body, even for a long term use with the AC Recharger. This is a 2021 upgrade from the previous year’s single quarter sized coil inserted in a foam wrapping. Now the FLAT pancake FlexCircuit can even be placed underneath clothing, with the controlling EM Pulser 78 in the pocket for portable use. An example is the USPS Postal Carrier who bought one and came back to show how the PulsePad is placed under his belt in back to alleviate lower back pain so he can deliver letter all day long.

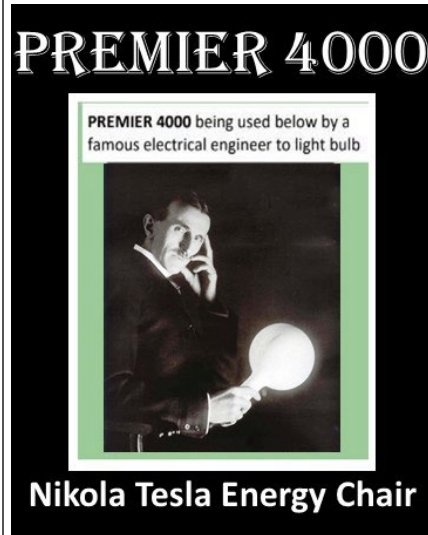


- 2) **Red LED Probe** and **UV LED Probe** – As seen above, the LED Probe Accessories are also a nice compliment to the pulsed magnetic field therapy that the EM Pulser offers. The UV LED Probe is a disinfecting device that can be helpful for any part of the body. The Red LED Probe is a 630 nm wavelength product which has been shown to stimulate and “turbocharge” the mitochondria of the body cells. It is also a wavelength that also improves eyesight if looked at for about 3 minutes in the morning.
- 3) **Magnetic Coil Probe** – This is a copy of the same magnetic coil that is inside the EM Pulser 78. It gives the person an opportunity to externalize the 7.8 Hz pulsed magnetic field on a specific spot of the body.
- 4) The **ElectroSensor** is in the photo as a magnetic field meter enclosed with the OsteoPad products. Otherwise, the **compass** that comes with the EM Pulser is usually sufficient to test and see the pulsed magnetic field and its oscillations.

Premier 4000 Energy Chair – Light a Lightbulb in Your Hand!



The **Premier 4000** went through a major refining and systematic production overhaul in 2021. The **spark gap** in a jar was improved, becoming reliable and made very quiet. The backside of the heavy transparent vinyl chair was also fitted with the same highly insulating and resistive mat to transmit the high voltage (250 kV) without appreciable current so the person's body will receive a more uniform treatment. The mounting of primary coil was finalized to be at an angle for optimum placement, completely insulated from the user. Lastly, a **new transformer** was also upgraded to industrial standards, to avoid any transformer failure. This **Energy Chair** does exactly that: provides **electron antioxidants** directly to the body and charges up the **transmembrane potential (TMP)**, so all the users feel energized afterwards. *Doctors and therapists are now using this product* and testimonials are posted on BioenergyDevice.org



Premier 2000 Lakhovsky MWO – Light Lightbulb in Hand!

Also upgraded extensively and made very user friendly in 2021, the **Premier 2000** is a Lakhovsky MultiWave Oscillator (MWO) multiple combination experimental electromedicine machine. It also will light a compact fluorescent lightbulb in the hand when held near the antenna. The mounting now has very secure, clear Lexan and Teflon holders, with improved gold, silver, and brass concentric rings added in 2021, with precise geometric ratio spacing, so the wavelengths will correspond to the recommended frequencies most often associated with this invention historically. Each side panel is now removable, providing easy access to the inside electronics for any service need in the future, such as adjusting the spark gap spacing, which very seldom will ever have to be done, since we use Tungsten rods that are very durable, with added heat sinks to run cool (see photo below). Developed by biophysicist Thomas Valone, Ph.D., P.E., author of *Bioelectromagnetic Healing*. This is a PREMIER 2000 Lakhovsky model that really



works! This experimental device is based on the theories of G. Lakhovsky as recorded in the book, *The Waves That Heal, The New Science of Radiobiology* by Mark Clement and other sources. The Premier 2000 has a 250,000 volt Tesla Coil for the base and the wonderful concentric set of gold, silver, and brass segmented loops for the antenna are mounted on Lexan. These are made to order with about a four-week assembly time.

See **YouTube video** of our MWO online at <https://tinyurl.com/MWOvideo> .




Photo of the IRI tungsten rod Spark Gap in the process of assembly with two black heat sinks. The white wires connect to a cap that fits on a glass jar for silencing the high voltage discharge sound.



Benefits for memory, mood, spatial orientation, as applied to Alzheimer's patients from an 8 Hz magnetic pulser like our EM Pulser 78.

medical
hypotheses

<http://intl.elsevierhealth.com/journals/mehy>

Potential use of therapies for osteoporosis to treat neurological diseases of elderly people

The application of extremely low frequency magnetic fields (ELFMF) exogenous to the brain has a series of beneficial effects. They stimulate the growth of neuronal extensions when applied to the chromaffin cells of newborn rats [1]. At human level, they improve blood circulation in the capillary vessels and areas of ischemia and increase local skin temperature by 3 °C [2]. Stemme [3] demonstrated that they increase the oxygen content in tissues by activating the hemoglobin molecule. Salkind verified that they compensate for the decrease in serotonin production in the elderly. When a magnetic field at a frequency of 5–8 Hz and strength of pT (picoteslas) is applied to patients with Alzheimer's disease, there are improvements in the areas of graphic and visual memory, short-term memory, spatial orientation, mood and social relationships [4].

Alternatively, magnetic fields with a magnitude of mT, similar to the natural terrestrial field, have been used for the treatment of bone pathology, as they have capability for bone restoration and remodeling, improve hemodynamics and microcirculation and have analgesic and anti-inflammatory

properties. They have been used to treat non-union fractures, osteonecrosis and osteoporosis in post-menopausal women.

In 2003, Dr. Zaldy Tan and associates reported that there was a strong correlation between bone mineral density (BMD) in the hip and the future development of neurological degenerative diseases of the brain [5]. They divided the patients into four groups according to their BMD. The group with the lowest BMD had the highest incidence of dementia later on. This concept opens a second pathway for the treatment of dementia, as it seems reasonable to accept that maintaining an acceptable level of BMD can be a good strategy for the prevention of dementia in the elderly.

Conclusions

- Applying ELFMF to the brain stimulates nerve tissue and creates a series of beneficial collateral effects for the treatment of neurological diseases.

Correspondence

859

- Applying magnetic fields similar to the natural terrestrial one can be used to increase BMD and possibly diminish the risk of future dementia. More studies will be needed to establish the most successful regimens.

- [4] Sandyck R. Alzheimer's disease: improvement of visual memory and visuoconstructive performance by treatment with picotesla range magnetic fields. *Int J Neurosci* 1994;76(3–4):185–225.
- [5] Tan Zs, Seshadri S, Beiser A, Zhang Y, Feison D, Hannan MT, et al. Bone mineral density and the risk of Alzheimer's disease. *Arch Neurol* 2005;62(1):107–11.

References

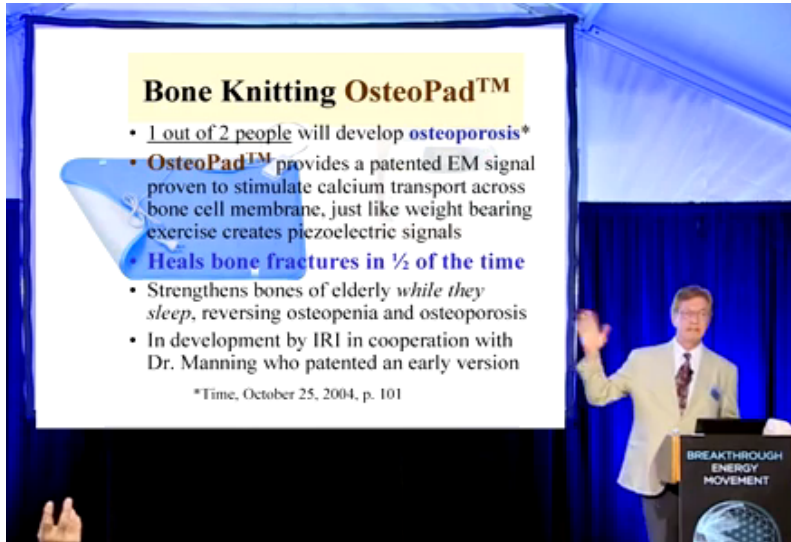
- [1] Feria-Velasco A, Castillo-Medina S, Verdugo-Diaz L, Castellanos E, Orozco Suarez S, Sanchez Gomez C, et al. Neuronal differentiation of chromaffin cells in vitro, induced by ELFMF. *J Neurosci Res* 1998;53(5):569–82.
- [2] Warnke U. Grundlagen zu magnetisch induzierten physiologischen Effekten. *Therapiewoche* 1980;30:4609–16.
- [3] Stemme O. *Physiologie der Magnetfeldbehandlung*. München: Dr. Otto Stemme Verlag; 1992.

G. Calleja
U. O'Rourke
A. Madroñero
Consejo Superior de Investigaciones Científicas,
CENIM, Avda Gregorio del Amo 8,
28040 Madrid, Spain
Tel.: +34 91 5538900; fax: +34 91 5347425
(A. Madroñero)
E-mail address: inmac09@cenim.csic.es
(A. Madroñero)

doi:10.1016/j.mehy.2005.11.008

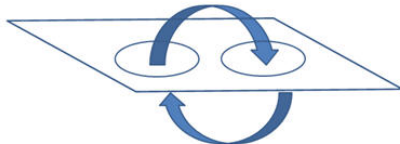
IRI MiniMat – Alternative to OsteoPad MaxiMat

Since experiencing the feedback and popularity of the IRI **OsteoPad** (12” x 18”) for longer term applications of the Pulsed ElectroMagnetic Field (PEMF) electrotherapy and the full size **OsteoPad MaxiMat** version (14” x 54”) in 2021, we decided to introduce another intermediate model. It is called the **OsteoPad MiniMat** (12” x 40”). This **MiniMat** is quite nice for going



across the bed to accommodate two people for the same part of the body, such as the hips or back. It also is sufficient for covering the upper torso area for example and offers a significant savings off of the **MaxiMat** pricing. Below is a still from a Breakthrough Energy Movement conference presentation slide explaining the design and operation of the **OsteoPad**, which simulates weight-bearing exercise.

Spiral Toroid Design
means better magnetic field penetration



of the three models, you can verify the direction and extent of the magnetic field toroid or toroids that extend a foot to two feet above the Pad or Mat. Note that the **OsteoPad MaxiMat** and **MiniMat**

To the left we see the primary design from physics principles of the creation of a magnetic toroid from the two pancake coils in the regular **OsteoPad**. One is aimed upwards and the other adjacent one is aimed downwards, thus linking the magnetic fields together, which projects the circular “donut” nicely above and below the **OsteoPad**. With the **ElectroSensor** that comes with every one

both have a Double Spiral Toroid design, which therefore effectively extends the magnetic field along the length of the **MaxiMat** and **MiniMat**. The special improvement in 2021 was to upgrade the control box circuit to the 7.8 Hz Schumann pulse rate and faster nanosecond rise time to speed up the biomodulation response.

TESTIMONIAL

Although the Osteopad helps restore bone and cartilage i have noticed other benefits after using this unique product.

I noticed after a short period of time using the Osteopad that it seems to prevent and resolve contractures that occur from not being able to walk.

Osteopad helps move fluid in the body.

My friend had a chronic ankle injury with cartilage damage and a possible stress fracture on his fibula bone. I would say after 1 week of using the Osteopad approximately 10 min each session he is not limping anymore and claims excellent improvement. I feel if he could have used Osteopad more often he may have healed even faster.

Daniel
Sent from my iPhone

Magnetic pulsing electrotherapy PAD simulates weight bearing exercise for calcium transport into bone for fractures, osteoporosis, osteopenia, arthritis, and cartilage repair with PEMF electrotherapy

New

OSTEOPAD



OsteoPad Specifications

- Control Box 6"x7"x1.5"
- AC Adapter, Manual
- Connection Cable
- Thin Pad 15" x 20" with Spiral Toroid Magnetic Field Dual Coil Design
- Washable Flannel Slipcover with zipper closure
- Optional Vinyl inner liner for continence upon request—no extra charge!
- Simple On/Off control box with red 630 nm LED for nighttime benefits

- 30 day money back guarantee
- One year warranty

Biomagnetic Energy

OSTEOPAD - Designed by Doctors, now available to people Added enhancement—nightstand control box, comfortable soft pad design, two magnetic coil toroid for better, deeper penetration of magnetic field pulsing. Two pad option. Easy to use.

"After short period of time...able to walk...not limping anymore"— Daniel A.

"1 out of every 2 Americans...high risk of...osteoporosis" -- Time

Client Success: Chronic ankle injury with cartilage damage—"excellent improvement;" Severe arthritis—can walk again; "My bruised ribs...healing 2 to 3 times faster;" Fracture prone—"never chance to walk again without Osteopad"

Based on Studies by Medical Doctors Andy Bassett, Arthur Pilla, Robert Becker, and Glen Gordon, whose work is now in the public domain

Integrity Research Institute
5020 Sunnyside Avenue, Suite 209
Beltsville MD 20705
Email: IRI@starpower.net
www.Integrity-Research.org

Phone: 800-295-7674
301-220-0440
Fax: 301-513-5728

None of these statements have been evaluated by the FDA. Product is not intended to treat, cure or prevent disease.

An effective experimental electromedicine pad device. Developed from medical doctors' FDA-approved design and engineered by Thomas Valone, PhD, PE, author of *Bio-electromagnetic Healing*. The OsteoPad™ design is based on countless journal articles and patents (refs in Manual supplied with OsteoPad™). The Control Box circuit produces a 10% duty cycle pulsed magnetic field at 7.8 Hz Schumann Resonance pulse rate with nanosecond rise-time that *activates calcium transport* across cell membranes, as well as the local activation of heat shock protein (HSP70) which is a chaperone protein that responds to injury, prevents inflammation, while aiding repair.

OsteoPad™ can be used while sitting, reclining, sleeping with short or long treatments.

Get DXA bone density tests 2 months apart.

No Bones About It

It's almost Halloween, a good time to start thinking about your skeleton

By ALICE PARK

A FEW YEARS AGO, MY mother went for her annual checkup and added a new word to her vocabulary—osteopenia. She was well aware of osteoporosis, the bone thinning that occurs with age, but had never heard of its precursor. Having osteopenia meant she had low bone mass and was at greater risk of developing osteoporosis and perhaps breaking a hip or other bones in the years ahead.

Like my mom, some 34 million Americans have osteopenia, according to Surgeon General Richard Carmona, who released a survey of the state of America's skeletal system last week. It was the first Surgeon General's report on bone health, and the news wasn't good. According to Carmona, 10 million Americans age 50 or older already have osteoporosis, and 1.5 million each year suffer osteoporosis-related fractures—typically in the hip, spine or wrist. Treating these fractures cost between \$12 billion and \$18 billion in 2002, the most recent year for which figures are available. And the situation will get only worse as the population ages. If doctors and patients don't do something to protect their bones, 1 out of every 2 Americans will have—or be at high risk of developing—osteoporosis by 2020.

"There is a gap between what we know and what we do for bone health," says Carmona. His report is a call to arms—

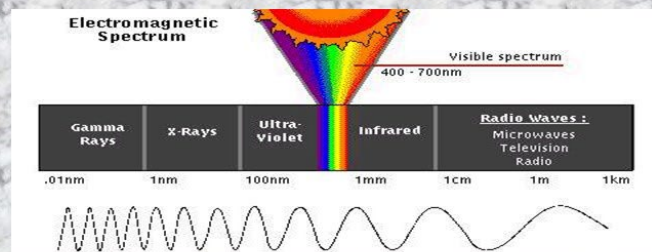
and legs, hip for doctors putting into and treated proven to st These inclu main begin exercising r of moderate and getting vitamin D if caffeine an also keep es out of bone to be aware such as cor up bone with ca If good mine low how If you advon diet such or a 4. ye a of of dust bon calci weight broag back t year— Surg cas y

For more information on the report, go to surgeongeneral.com

Bioelectric Devices That Work and Why by Thomas Valone PhD
Online narrated slideshow reprinted for our IRI Members. **Listen to it at link:**
<https://integrityresearchinstitute.org/BioelectricDevices-DrValone.pps>

Bioelectromagnetics (BEMs)

- The study of the effects of electromagnetic fields on biological systems, in particular, human beings
- Includes electrostatic fields, sine wave (AC), and pulsed electromagnetic fields (PEMFs)



4/19/2022

Electrons are Antioxidants

FREE RADICALS STEAL ELECTRONS

creating more free radical DAMAGE in a chain reaction (10,000 times)

Damaged mitochondrial DNA causes aging

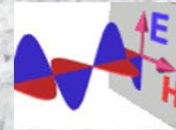
ANTIOXIDANTS STOP FREE RADICALS WITH ELECTRONS

References

- **“Oxidative damage causes aging”** - *Life Enhancement*, Oct. 2004
- “Dying before their time: studies of prematurely old mice hint that DNA mutations underlie aging.” *Science News*, July 10, 2004, p. 26
- “Mice and mitochondria” Martin, *Nature*, 2004, V. 429, p. 357,417

Electromagnetic Fields (EMFs)

- Created by oscillating electrons or magnetic fields
- EMFs usually have E (electric field) and H (magnetic field) perpendicular to each other
- Resultant traveling wave may be continuous or pulsed on and off
- Excites vibrational changes and transfers energy at speed of light



4/19/2022



Gigahertz EMFs Reduce Tumors

Effects	Species	In Vivo Exposure condition				Ref.
		Frequency (GHz)	Intensity (W/m ²)	SAR (W/kg)	Duration (days × min)	
Decreased response to PWM	Rabbit	2.45 (CW)	100	1.5	180 × 1,380	438
No change	Quail	2.45 (CW)	50	4.03	12 × 1,440	474
<u>Decrease in tumor development</u>	Mouse	2.45 (CW)	—	35	11—14 Day of gestation or 11—14 and 19—45 × 20	97
Decreased granulocytic response	Rabbit	3 (CW)	30	0.5	42—84 × 360	475
Tumor regression and increase in antitumor antibodies and anti-BSA	Rabbit	1.356	(Near-field application)	(Local hyperthermia)	1 × 10—15	476
Tumor inhibition and immune stimulation	Rat	2.45 (CW)	(200 W)	(Local hyperthermia)	3 or 6 × 45	477
<u>Increased tumoricidal activity</u> in lymphocytes and macrophages	Mouse	1.356	6,000—9,000	(Local hyperthermia)	1 × 5	478
<u>Tumor regression</u>	Mouse	3 (CW)	400	28*	1—14 × 120	479
Increase in lung cancer colonies and inhibition of contact sensitivity to oxazolone	Mouse	2.45 (CW)	500	36*	4, 7, 10, or 14 × 120	480
Decrease in response to BSA	Rabbit	1.356	(Near-field application)	(Local hyperthermia)	3 × 60	481
Decrease in CFU for erythroid and granulocyte-macrophage series	Mouse	2.45 (CW)	150	10	9 × 30	470
Reduction in CFU granulocyte-macrophage precursors exposed in vitro	Mouse	2.45 (CW)	600—10,000	120—2,000	1 × 15	482

4/19/2022 Source: *CRC Handbook of Biological Effects of Electromagnetic Fields*, 1986, p. 398



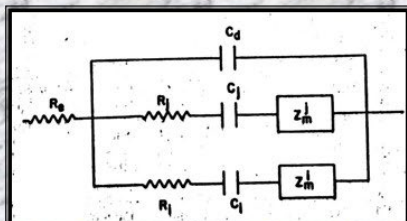
CELL MEMBRANE



1 microfarad/cm²

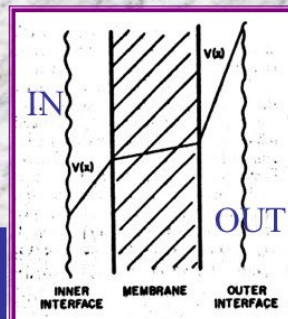
Animal Plasma Membrane

(Magnified approximately 4.5 million times)

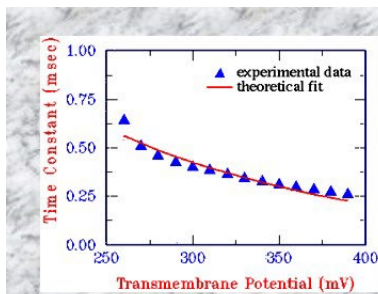


Membrane equivalent circuit

TMP is 100 kV/cm

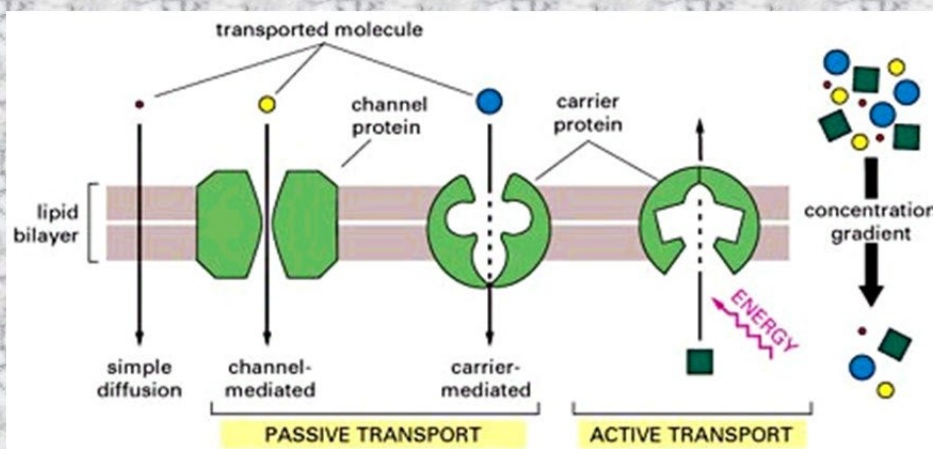


TransMembrane Potential = -70 to -100 mV only in healthy individuals. HV PEMF devices can boost TMP in diseased patients.



Transmembrane Activity

- Molecular transport by active and passive means
- Energy mediates the active transport mode
- TMP is at least 100 mV across 1 nm lipid bilayer
- TMP therefore can withstand **100 kV/cm** (10x air!)
- Electroporation happens in the range of 1 kV/cm



Secrets of Your TMP

- The state of the cell membranes reflect a person's state of health

- **TMP= measure of normal cell metabolism**

(The cell membrane is electrically charged by the sodium-potassium NaK pump)

- **Microorganisms will reproduce when TMP gets low so keeping TMP maximized**

is a protective measure for a strong immune system!

- **Low TMP = Low Energy**

Low TMP also causes ATP impairment, increased bacterial & viral reproduction

- **HV PEMFs raise TMP and destroy viruses and microorganisms*...“trauma-healing”**

- Adequate TMP is needed by **Schwann cells** (replacement cells) or nonfunctional undifferentiated scar tissue results**

*Jorgensen, Eur. J. Surg., 1993, V. 160, p. 85



Magnetic Pulses Regenerate

- Induces expression of HSP 70*
- Quenches inflammation and trauma
- Stabilizes free radical chemistry
- Stimulates the calcium channel transport
- Upregulates growth and restorative genes
- Downregulates dysregulatory genes
- Fast rise time of pulse is the key (dB/dt)



Dr. Glen Gordon is heard here from his DVD, “Speaking of your Injury” on magnetic pulse technology applications and HSP 70

* Goodman, Reba. Columbia University, Dept. of Physiology



VACUUM ELECTRODE FILLED WITH A NOBLE GAS

Tousey CD

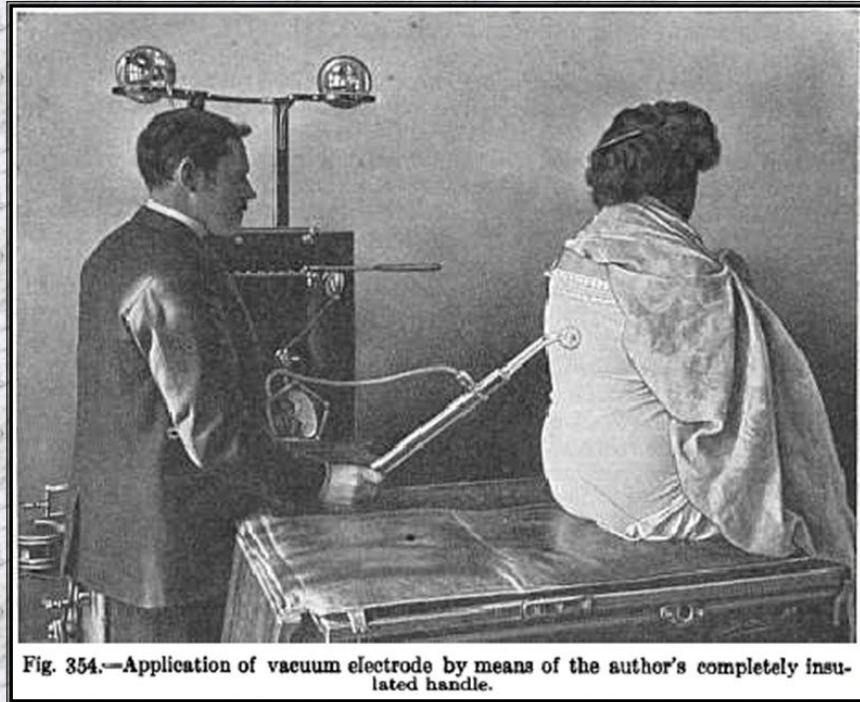


Fig. 354.—Application of vacuum electrode by means of the author's completely insulated handle.

MEDICAL ELECTRICITY

WITH A PRACTICAL CHAPTER ON PHOTOTHERAPY

**FOUR CHAPTERS (250 pages) available on CD-ROM
from IRI called the "Tousey CD" #416 for only \$15**

BY
SINCLAIR TOUSEY, A. M., M. D.

CONSULTING SURGEON TO ST. BARTHOLOMEW'S CLINIC, NEW YORK CITY


W. B. SAUNDERS COMPANY

1916

- 1) **Electricity in Diseases of the Nervous System**
- 2) **High-Frequency Currents**
- 3) **Phenomena Accompanying the Transmission of Electricity Through Gases**
- 4) **Phototherapy**

NOTE: This Medical Electricity CD is FREE with any Premier Junior

Nikola Tesla



- Invented Tesla Coil
 - 1898 paper “High Frequency Oscillators for Electrotherapeutic and Other Purposes” read at the eighth annual meeting of the American Electro-Therapeutic Association
- Physicians responded
 - 1932 Dr. Gustave Kolischer “Tesla’s HF electrical currents ... highly beneficial results in dealing with cancer”

4/19/2022



Rationale for Healing with PEMFs*

- HF EMF penetrate several centimeters into body
- Diseased cells have low TMP**
- Low TMP = Na-K pump, ATP impairment and increased bacterial and viral reproduction
- Membranes rectify AC; Proteins = Rectifier
- External HV EMFs can stimulate TMP
- Electroporation transmigrates ions & nutrients
- Boosting TMP with an infusion of antioxidant electrons helps restore the immune system
- Noticeable energy boost from PEMFs in diseased patients

*Pulsed ElectroMagnetic Fields **TMP = TransMembrane Potential



Therapeutic Electric Antioxidant Clothing

- Patented invention assigned to IRI by Dr. Jacqueline Panting, ND
- Skintight shirts, pants, shorts, headband, and gloves
- Provides microcurrent electronic antioxidants continuously
- Quenches free radicals and restores energy and vitality
- Increases endurance
- Licensees, investors welcome
- See bioenergydevice.org for more info



NOTE: An IRI patented product #8,825,174 is under testing and development

EM Pulser Has Nanosecond Speed


Pulsed Electromagnetic Fields - interesting...

- *Used internationally for 150 years*
- *Approved for fractures in US (1979)*
- *Marginally effective! Why? Millisecond speed*

Nanosecond Pulsed Electromagnetic Fields *are revolutionary!*

- *NASA 4-year study- nanosecond speed >4.0 times better at restoring tissues following injury or trauma.*
- **EM Pulser** is the only **NANOSECOND** PEMF device

Dr. Glen Gordon's EMpulse



← Old model

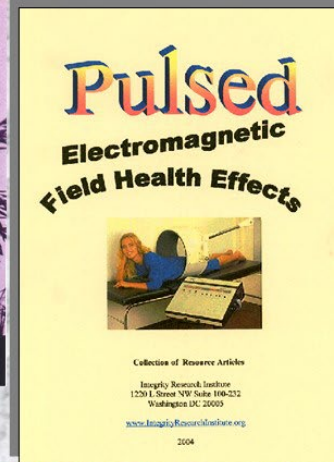

New Model
Developed
By Dr. Valone for
Integrity Research

- Fastest nanosecond rise time on market
- 7.8 Hz pulse rate
- Anti-inflammatory
- Stimulates HSP 70 in just 10 min.
- Upregulates restorative genes



Visit BioEnergyDevice.org

Recommended Reading



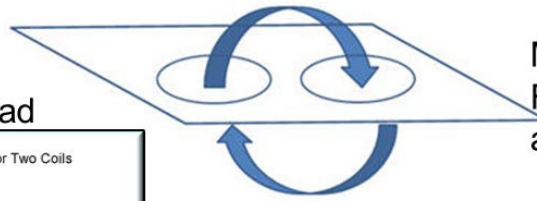
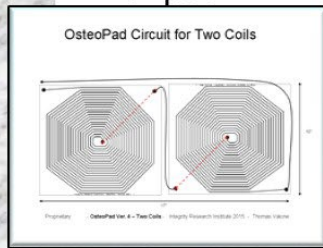
Visit www.Integrity-Research.org

OsteoPad

Pairs of Coils Make a
Double Toroid™

Spiral Toroid Design
means better magnetic field penetration

14" x 20" pad




Magnetic
Field Line
arrows

Exclusively from
Integrity Research Institute
OsteoPad.org

OsteoPad

Designed to Restore Cartilage & Bone

**Two
models:**
OsteoPad
14" x 20"
and
OsteoPad
MaxiMat
14" x 60"

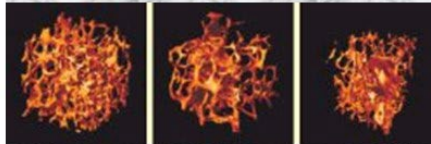


OsteoPad MaxiMat is 5 feet long and about 14" wide


“Medicinal EMFs” by J. Raloff

- *Science News* 11/13/99 V. 156, N. 13, p.316 - online at www.sciencenews.org
- OrthoLogic, Tempe AZ makes bone stimulator
- Dr. Siskin-U of Kentucky EMFs accelerate nerve recovery

• Exogen, Piscataway NJ vibrates 8 min/day, platform for those at risk for osteoporosis



Healthy EMF treated No ovaries
J. Kinney, Law. Livermore Nat. Lab



Yellow shows new growth in wing bones of live turkeys with coil EMFs vs. control on right
K. McLeod, Creighton U Sch of Med



PREMIER Junior

Photonic Rejuvenation Energizing Machine & Immunizing Electrification Radiator

- High voltage electron transfer with direct & noncontacting means.
- Broad spectrum PEMF and discrete noble gas emissions.
- Great for muscle and joint pain.
- Portable carrying case

www.BioEnergyDevice.org

www.IntegrityResearchInstitute.org



Model 100 with Y-tube option

Based on the Azure patent 6,217,604 “Method for Treating Diseased States/AIDS Using an Electromagnetic Generator” and the famous “Violet Ray” from 1920



**PREMIER Line of
High-Voltage
Vacuum Electrode
EMF Devices**



PREMIER 2500
PREMIER Junior
Photonic Rejuvenation Energizing
Machine & Immunizing Electrification
Radiator developed by IRI

BioEnergyDevice.org



Fig. 380 shows a cavernous epithelioma or endothelioma of the face which resisted x-ray treatment and which was completely destroyed by a single application of sparks from a metallic electrode connected with one pole of the resonator.

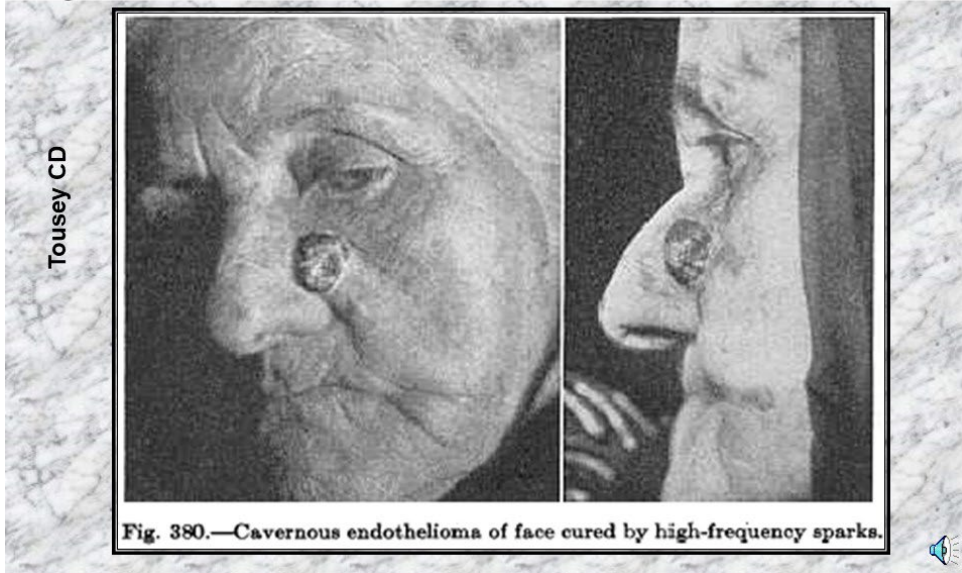
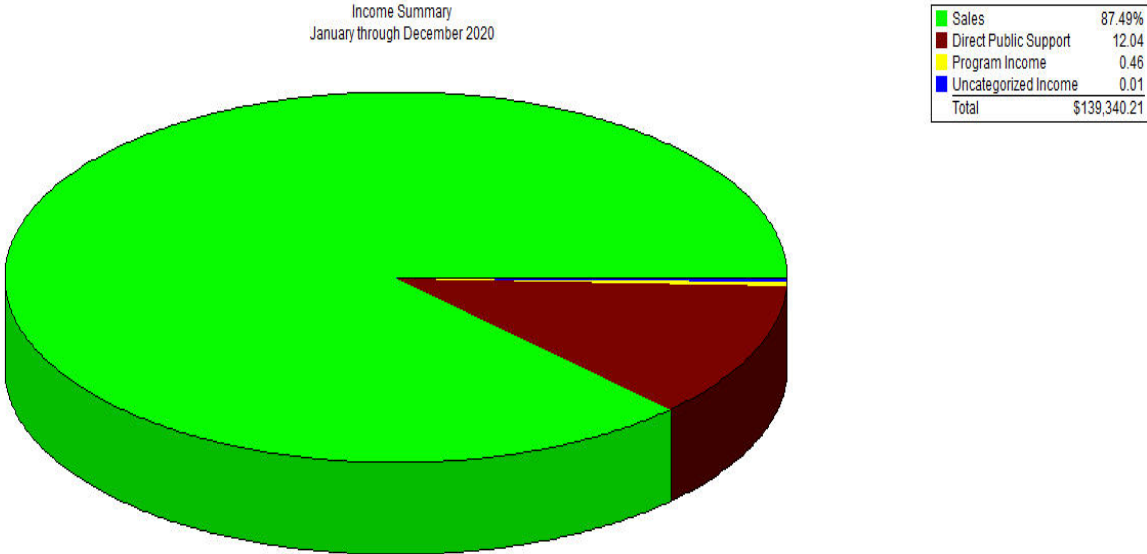


Fig. 380.—Cavernous endothelioma of face cured by high-frequency sparks.

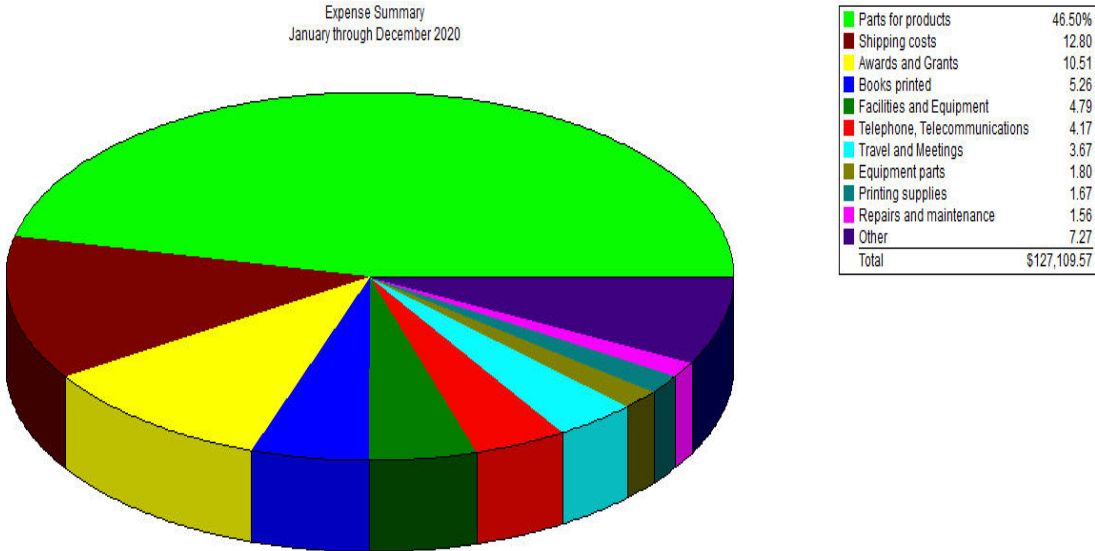


IRI FINANCIAL REPORT 2021

Total Income: \$139,340.21



Total Expenses \$127,109.57





INTEGRITY RESEARCH INSTITUTE

5020 Sunnyside Ave, Suite 209, Beltsville MD 20705

Tel: 301-220-0440 email: info@IntegrityResearchInstitute.org

www.Integrity-Research.org

